

Ciências  
ULisboa



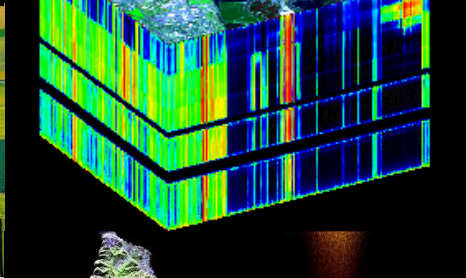
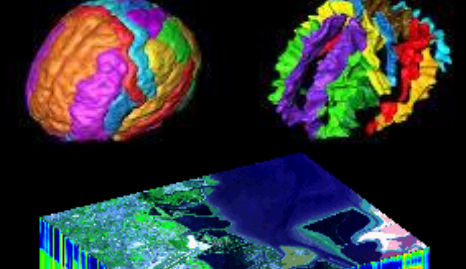
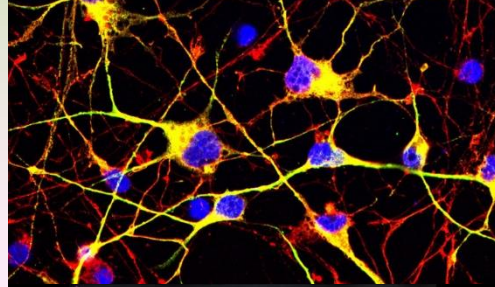
# Applied Optics & Lasers

## Engineering Physics

José Manuel Rebordão

João P. Coelho

2021/2022

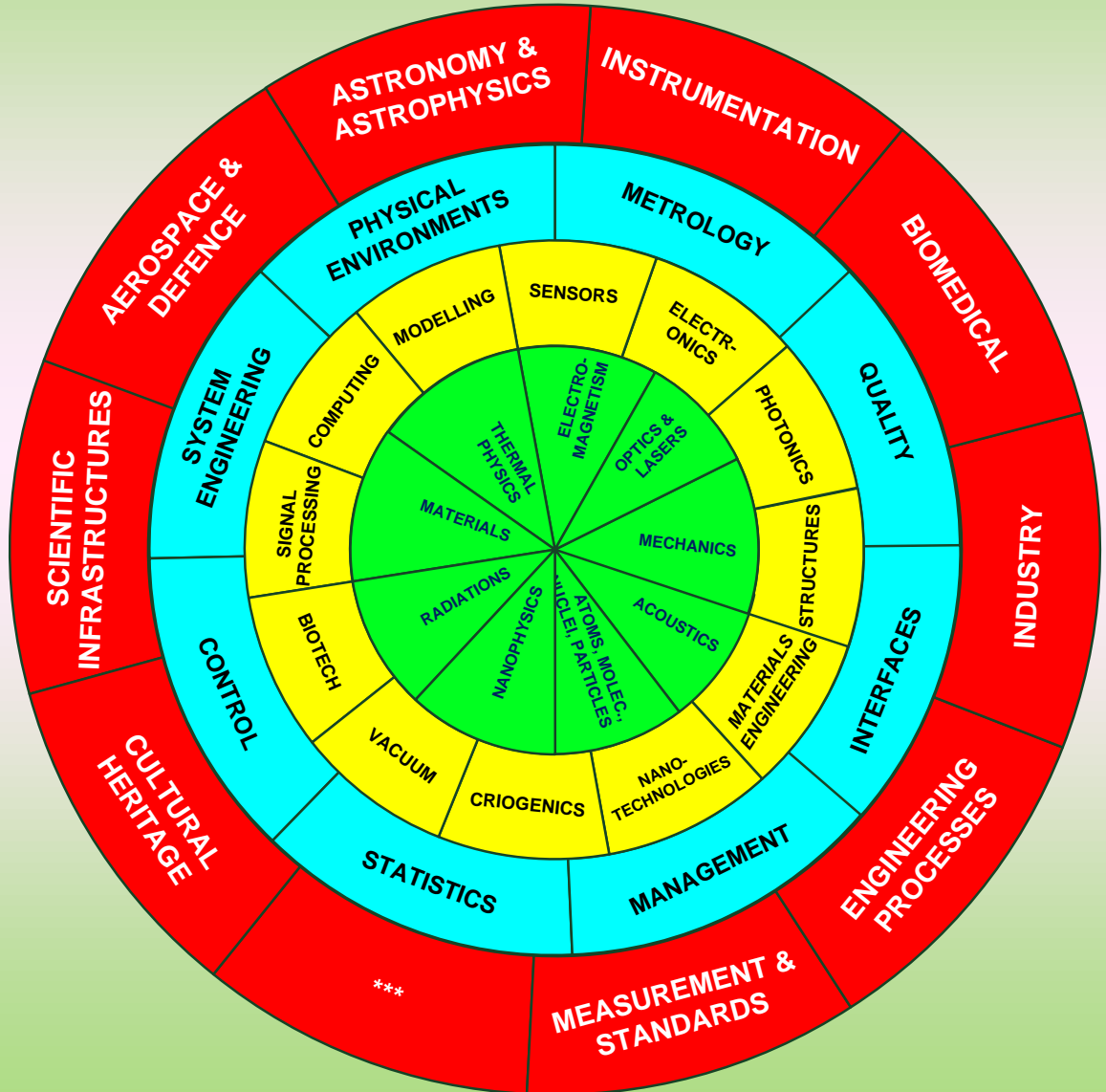




# 1ª aula

- A disciplina: estudantes, objetivos, conteúdo, bibliografia, avaliação
- Funcionamento em 2021/21: T e PL's
- A indústria fotónica
- Maturidade tecnológica: *Technical Readiness Levels* (TRL) e conceitos afins



# Systems @ Edu (MIEF) level




First M87 Event Horizon Telescope Results. II. [I, II, III, IV, V]

***Array and Instrumentation***

The Astrophysical Journal Letters, 875:L2 (28pp), 2019 April 10

<https://doi.org/10.3847/2041-8213/ab0c96>





# Students (2021/22)

- Registered – table of students:

# General Objectives

- A. Conhecer os principais conceitos da óptica e dos lasers (no contexto mais integrado e com vertente industrial da fotónica) relevantes para o desenvolvimento de instrumentação e de aplicações da luz.
- B. Apresentar os conceitos e modelos relativos à luz cobrir a compreensão do funcionamento e, ainda, a fornecer ferramentas para a respectiva optimização, passando por aplicações computacionais e simulação.
- C. Apresentar diversas opções tecnológicas actuais para a implementação das diversas funcionalidades instrumentais relevantes para as tecnologias e aplicações da luz.
- D. Compreender os níveis de interface com os sistemas de detecção, sempre que aplicável.



# Contents – theory

## **A - Óptica geométrica**

1. Sistemas arbitrários,
2. Aberrações
3. Análise e de desenho de sistemas.

## **B – Propagação**

1. Difraccção e Óptica de Fourier
2. PSF, OTF e MTF
3. Tratamento de aberrações
4. Campo próximo, aplicações
5. Modelação numérica.

## **C – Interferometria e metrologia óptica**

1. Duas ondas
2. Ondas múltiplas
3. *Phase shifting e unwrapping* da fase
4. Análise de interferogramas [tempo (desmodulação) e espaço].

## **D – Polarização**

1. Modelação e elipsóide dos índices
2. Óptica dos meios anisótropos
3. Moduladores

## **E – Radiometria e fotometria**

1. Grandezas básicas e principais teoremas
2. Fontes, emissividade, BDRF
3. Irradiância no detector, ruído.

## **F – Coerência**

1. Funções
2. Propagação das funções de coerência
3. Radiometria generalizada

## **G – Lasers**

1. Princípios de funcionamento, ganho, risca
2. Bombeamento
3. Cavityde ressonante, feixes, modos e espectro
4. Geração de impulsos
5. Tipos de lasers e operação
6. Segurança laser

## **H – Óptica não-linear**

1. Efeitos de 2ª e 3ª ordem
2. 2. Sistemas e aplicações

# Contents – laboratory - examples

- A - GERAL
  - A.1 - ALINHAMENTO DE LENTES E ESPELHOS
  - A.2 - FORMAÇÃO DE IMAGEM, ABERRAÇÕES, PUPILAS
  - A.3 - ANÁLISE DE FRENTE DE ONDA (CONSTRUÇÃO DE UM SHACK-HARTMANN)
  - A.4 - MEDIDA DO ÍNDICE DE REFRACÇÃO
  - A.5 - INJEÇÃO E EXTRACÇÃO DE FEIXES EM FIBRAS ÓPTICAS - ABERTURA NUMÉRICA
  
- B – PROPAGAÇÃO E DIFRACÇÃO
  - B.1 - ESPECTROS DE ALGUMAS ABERTURAS SIMPLES (FUROS, FENDAS) E DE REDES DE DIFRACÇÃO
  - B.2 - FILTRO ESPACIAL. FILTRAGEM ÓPTICA
  - B.3 - SPECKLE LASER
  
- C – INTERFEROMETRIA
  - C.1 - INTERFERÓMETRO DE DESVIO LATERAL
  - C.2 - INTERFERÓMETRO DE MICHELSON
  - C.3 - INTERFERÓMETRO DE YOUNG
  
- D - POLARIZAÇÃO & RADIOMETRIA
  - D.1 - CARACTERIZAÇÃO E ALTERAÇÃO DE ESTADOS DE POLARIZAÇÃO
  - D.2 - RADIOMETRIA
  - D.3 – FOTOMETRIA
  
- E - LASERS
  - E.1 – ARQUITECTURA DE LASERS
  - E.2 - KIT DIDÁCTICO DE LASER DE CO<sub>2</sub>
  - E.3 – MEDIDA DA DIVERGÊNCIA DE UM FEIXE LASER
  - E.4 - ANÁLISE DE MODOS LONGITUDINAIS DE UM FEIXE LASER
  - E.5 - INTERAÇÃO DA RADIAÇÃO LASER COM A MATÉRIA

# Assessment

## LABORATORY– 50%

- Relatórios laboratoriais (grupos com não mais de 2 alunos)

## PROBLEMS – 20%

- Entrega de 4 problemas resolvidos (metade do número de secções do programa) (20%).

## ESSAY– 30%

- Monografia individual (10 páginas, formato de artigo a submeter a revista) com apresentação oral

## PARTICIPATION – 0%

- \*\*\*



# Bibliography (examples)

## Concepts

Hecht E, Óptica (Gulbenkian, 1998)

Bass M et al., Handbook of Optics (Vol 1-5), (OSA, McGraw, 2001, 2009)

Guenther R, Steel D, Encyclopedia of Modern Optics (Vol 1-5) (Elsevier, 2018)

Goodman J W, Introduction to Fourier Optics (Roberts & Co, 2005)

Goodman J W, Statistical Optics (2nd ed.) (Wiley, 2015)

## Industry / Strategy

Photonics<sup>21</sup> - Europe's age of light! How photonics will power growth and innovation vision paper (2017)

## Lasers

Verdeyen J.T., Laser electronics (3ed., PH, 1995)

\*\*\*

## Internet resources

\*\*\*

## Revistas científicas

Revistas e artigos de revistas da Optical Society of America (OSA), SPIE e Nature Photonics

## Sociedades científicas

Optical Society of America

SPIE – Society of Photoelectronics Industrial Engineers \*\*\*

# Light instruments / systems are used for:

- Sources and detectors
- Mapping (2D or 3D fields)
- Meteorology
- Medical & biomedical
- Metrology
- Inspection
- Microscop(y)(ies)
- ...
- Astronomy
- Security, Biometrics, Security and surveillance
- Photography, Video, Film
- Military
- Vision enabling / emulators in (semi)automatic systems
- Probing
- Light concentration
- Materials characterizations
- ...

## Light observables are:

- Spatial distributions of irradiance → images
- Spectra
- Phase distributions
- Polarization
- Coherence

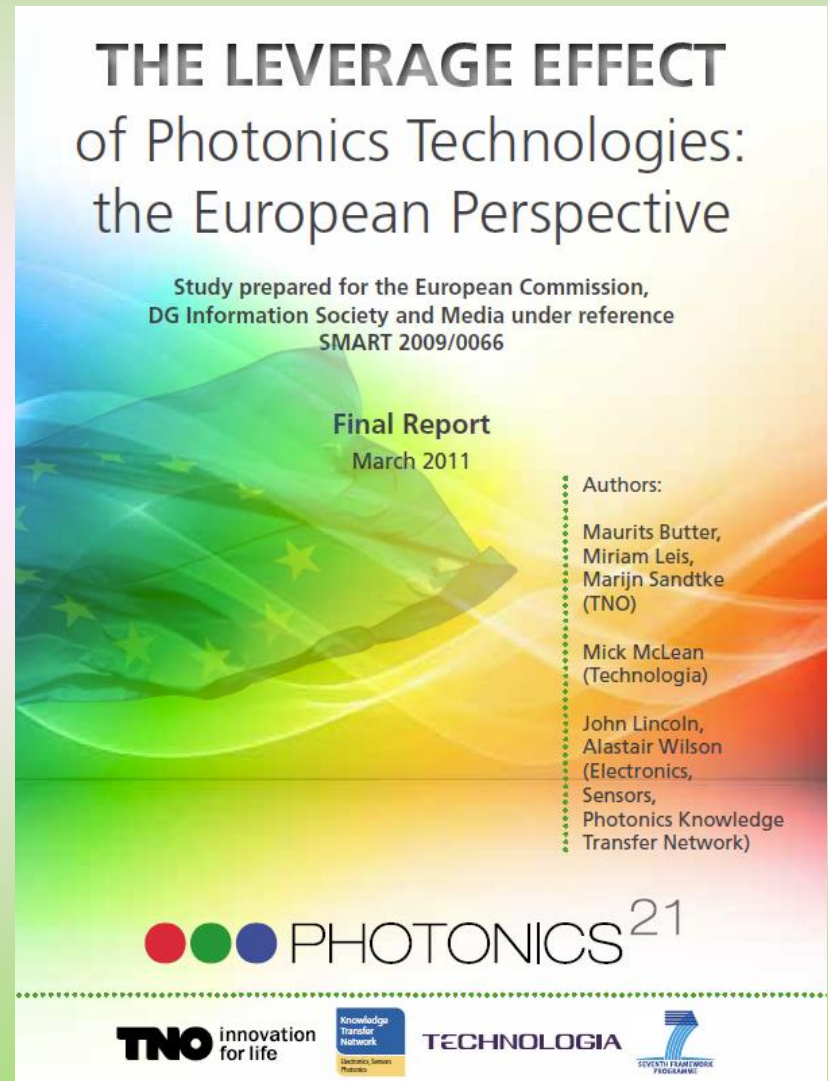
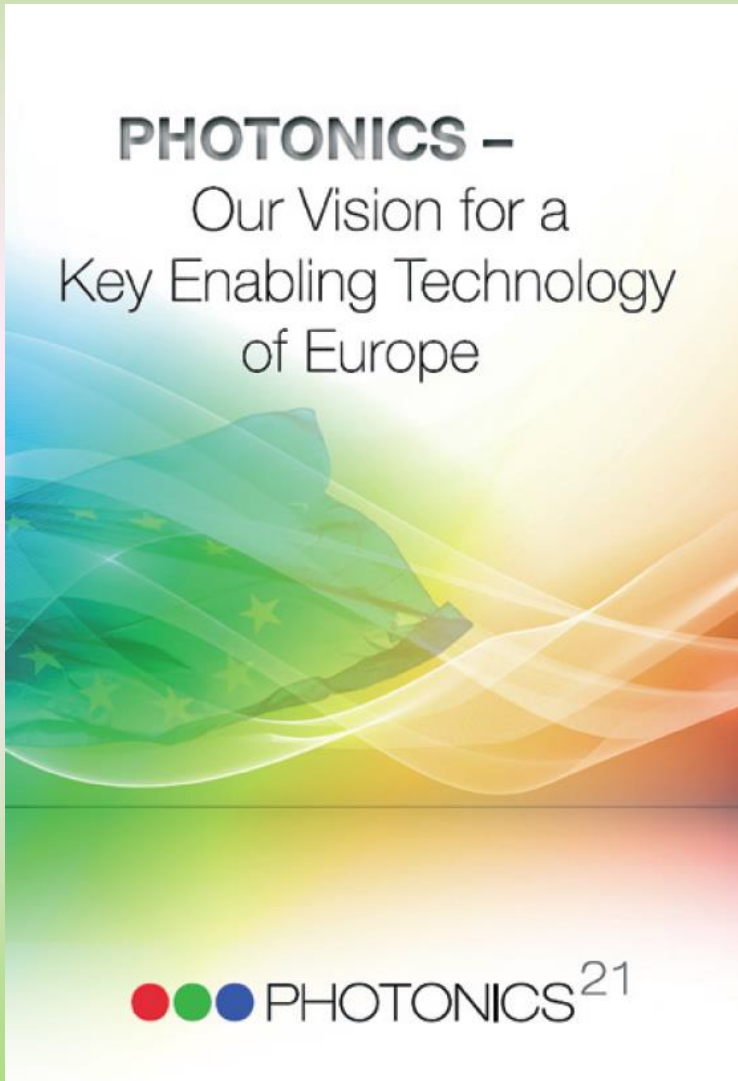
# Systems using light can be:

- Active / passive
- Static / scanning
- Monolithic / multi-aperture / interferometric imaging
- Monochromatic / multispectral / hyperspectral (frequency range)
- Intensity / phase (coherency) / polarization / wavelength sensitive
- 2D or 3D
- Imaging / non-imaging
- Radiometers, spectrometers, imagers (spectro-radiometers, imaging spectrometers, ...)
- Built with devices from the nanoscale to the macro-scale

## ... and are characterized in terms of:

- **Intrinsic parameters**
  - Resolution (PSF, MTF)
  - Sensitivity
  - Dynamic range
  - Field of view (FOV) / Field of regard (FOR)
  - Depth of focus
  - Space-variant / space invariant properties (aberrations)
  - Sampling (spatial / dynamic / temporal)
  - ...
- **Operational parameters**
  - Quantization
  - Rates (pixel, frames, ...)
  - Integration time control
  - Noise reduction mechanisms
  - Stabilization
  - Signal handling and interfaces
  - Signal & image processing (on-chip, external)
  - Reconstruction techniques
  - Coding / compression
  - ...

*“Photonics is the science of the harnessing of light. Photonics encompasses the generation of light, the detection of light, the management of light through guidance, manipulation, and amplification, and most importantly, its utilisation for the benefit of mankind.”*





# Photonics

*“Photonics is the science of the harnessing of light. Photonics encompasses the generation of light, the detection of light, the management of light through guidance, manipulation, and amplification, and most importantly, its utilisation for the benefit of mankind.”*

Photonics is an area of study that involves the use of radiant energy (such as light), whose fundamental element is the **photon** . Photonic applications use the photon in the same way that electronic applications use the electron. Among the large number of current or possible photonic applications are: photonic switching, photonic networks, the photonic computer.

Photonics is one of the fastest growing **high-tech industries** in the world today. It includes:

- optical communications (e.g., fiber optics, lasers, and infrared links),
- **optical imaging (e.g., spy and weather satellites, night vision, holography, flat screen display, and CCD video cameras),**
- optical data storage and optical computing (e.g., CD's and DVD's),
- optical detectors (e.g., supermarket scanners, medical optics, and nondestructive evaluation of materials),
- lasers (e.g., welding lasers, laser surgery, laser shows, and laser rangefinders)
- spectroscopy (e.g., chemical and biological detection, anti-terror detection)
- quantum optics (e.g., quantum teleportation, quantum cryptography, and single-photon optics)

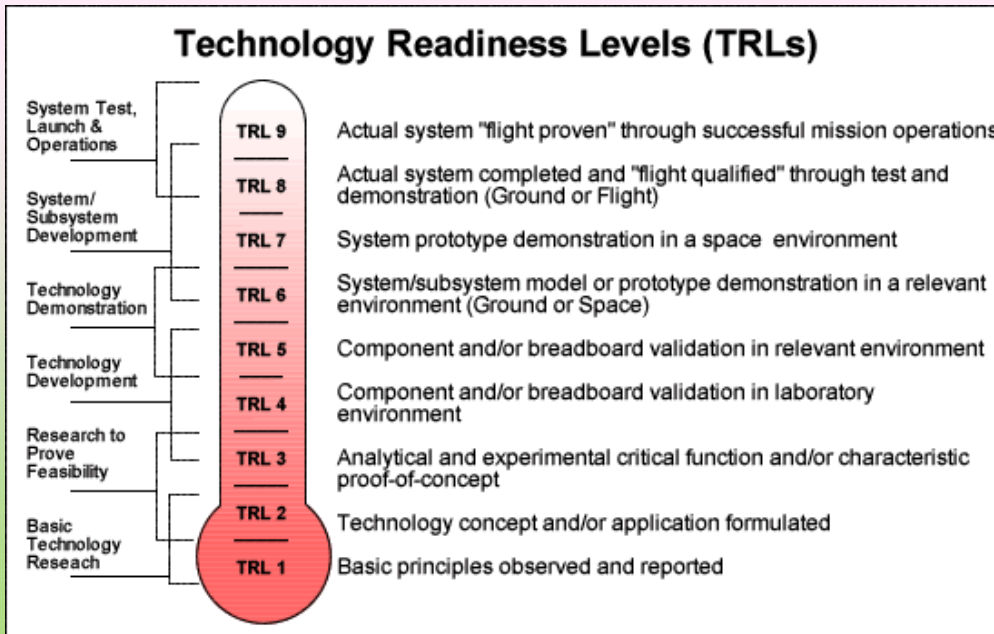
# Readiness Levels

- **Technology Readiness Levels**
  - NASA (1995), DoD, ..., H2020
  - [https://en.wikipedia.org/wiki/Technology\\_readiness\\_level](https://en.wikipedia.org/wiki/Technology_readiness_level)
  - [https://www.nasa.gov/pdf/458490main\\_TRL\\_Definitions.pdf](https://www.nasa.gov/pdf/458490main_TRL_Definitions.pdf)
  - [https://esto.nasa.gov/files/TRL\\_definitions.pdf](https://esto.nasa.gov/files/TRL_definitions.pdf)
- **System Readiness / Maturity Levels**

# Technology Readiness Levels (TRLs): Overview

TRLs are NASA-generated and Used Extensively by DoD

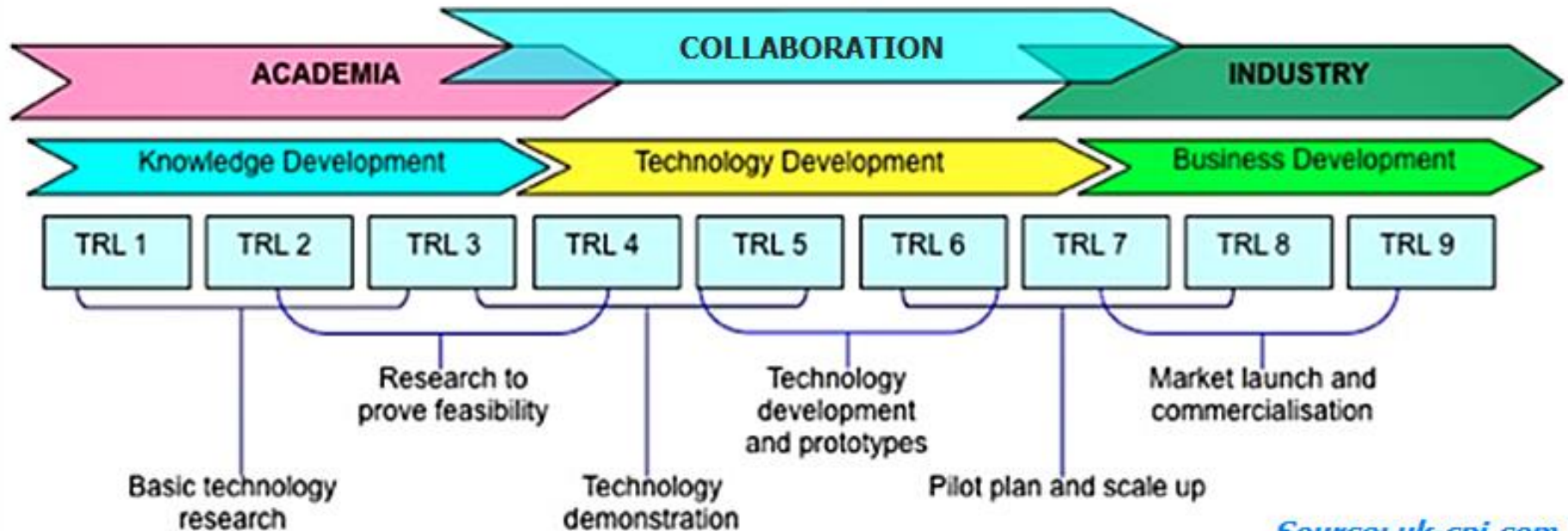
Basic principles observed and reported	1	Basic	TECHNOLOGY MATURITY
Technology concept and/or application formulated	2		
Analytical and experimental critical function and/or characteristic	3		
Component and/or breadboard validation in laboratory environment	4	Advanced	
Component and/or breadboard validation in relevant environment	5		
System/subsystem model or prototype demonstration in a relevant environment	6	Applied	
System prototype demonstration in a operational environment	7		
Actual system completed and 'flight qualified' through test and demonstration	8		
Actual system 'flight proven' through successful mission operations	9		



9	Commercialized
8	Pre-production
7	Field Test
6	Prototype
5	Bench / Lab Testing
4	Detailed Design
3	Preliminary Design
2	Conceptual Design
1	Basic Concept

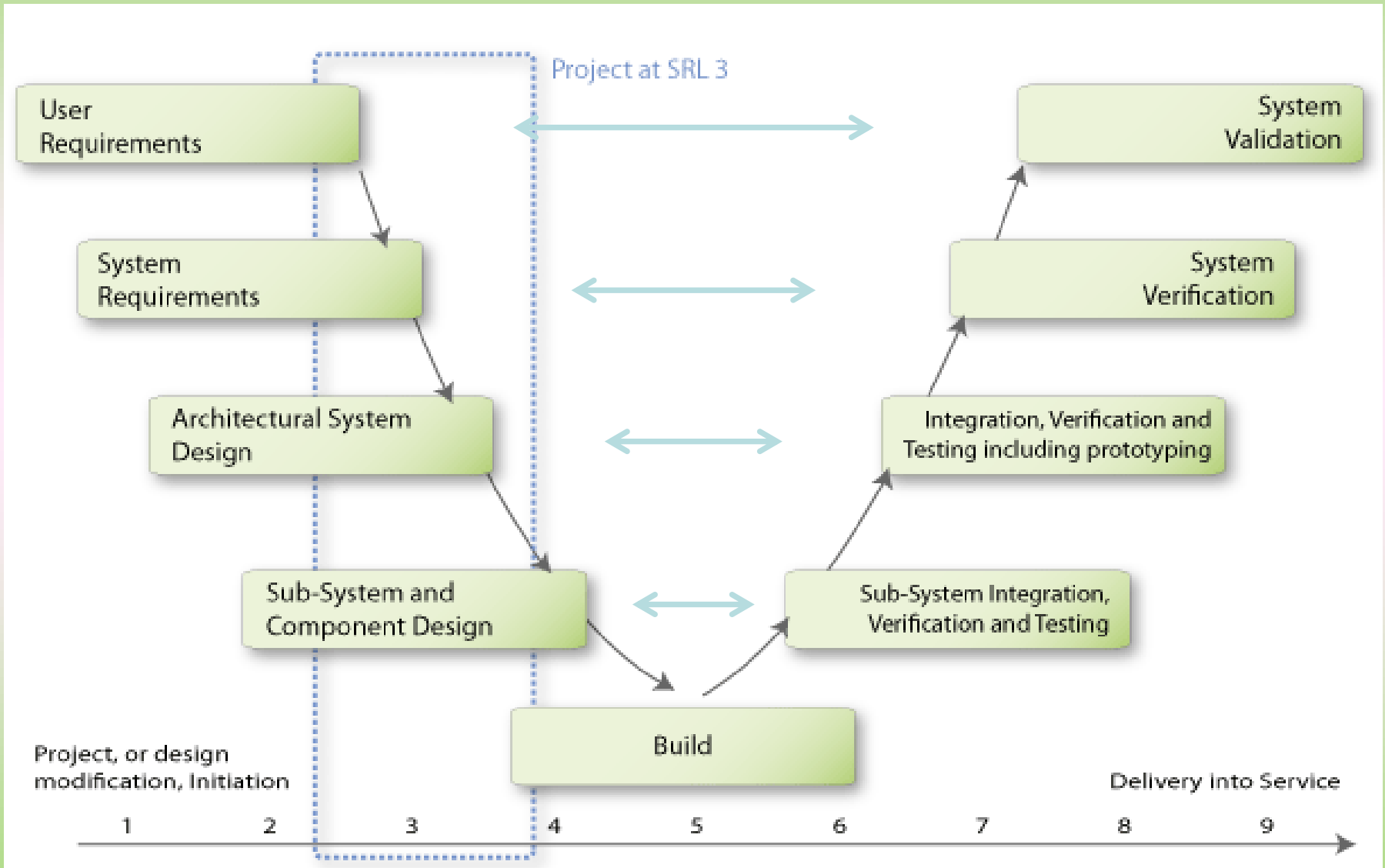
# Innovation chain

## The Innovation Chain: Converting Science into Wealth



Source: [uk-cpi.com](http://uk-cpi.com)

# System Readiness / Maturity Levels



# System development cycle

